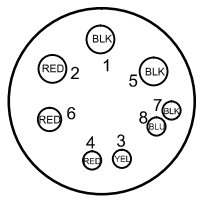
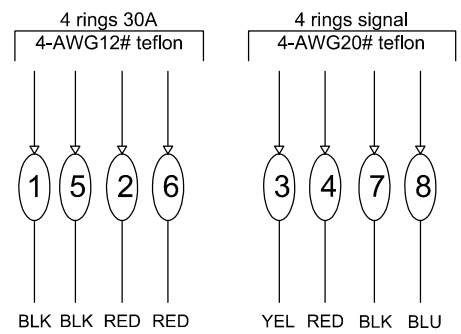
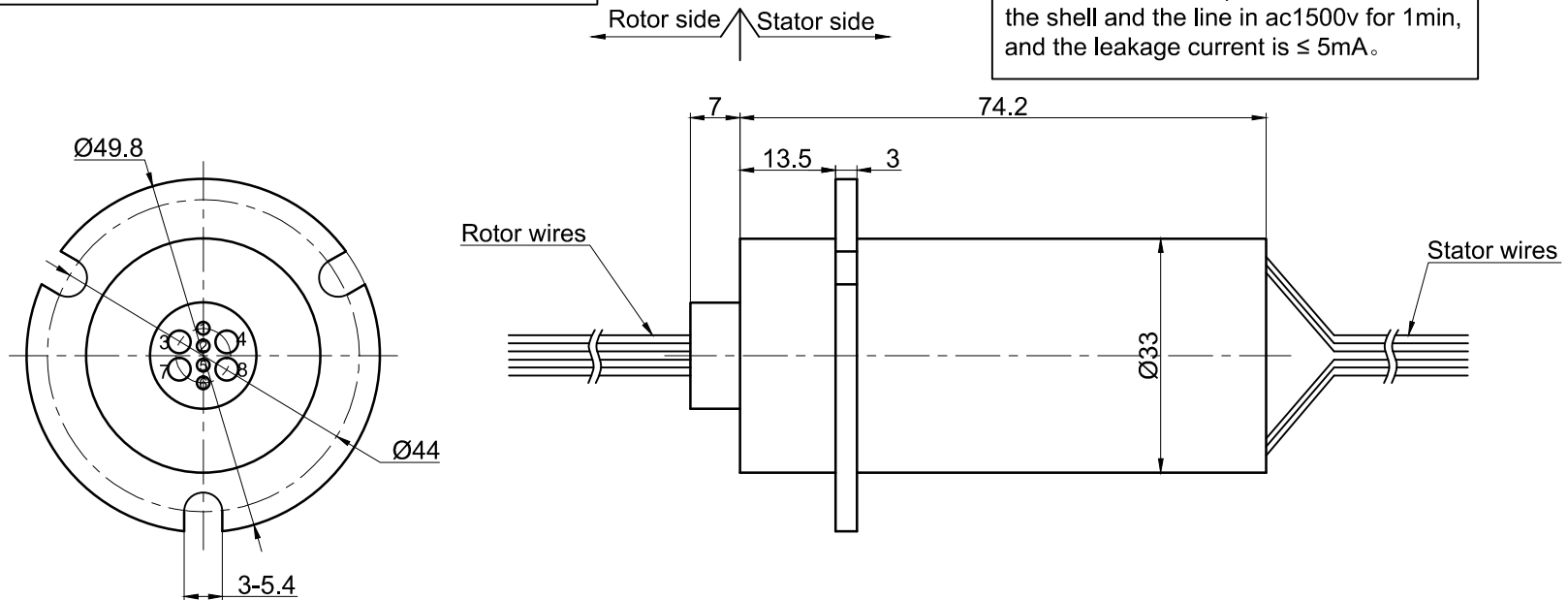


THIS DOCUMENT IS THE PROPERTY OF RION TECHNOLOGY(SHENZHEN) LTD.(HEREAFTER"RION"),IT IS LENT AND IS TO BE RETURNED UPON REQUEST,THE CONTENTS OF THIS DOCUMENT ARE CONFIDENTIAL AND CONSTITUTE TRADE SECRETS PROPRIETARY TO RION,THIS DOCUMENT NOR ITS CONTENTS DOCUMENT NOR ITS CONTENTS SHALL BE DISCLOSED TO ANY UNAUTHORIAED PERSON COPIED OR PUBLISHED WITHOUT RION PRIOR WRITTEN CONSENT.
COPY RIGHT@2020 RION TECHNOLOGY

There is no breakdown, flashover, flashover and other phenomena between the shell and the line in ac1500v for 1min, and the leakage current is ≤ 5mA.



Schematic diagram of stator end outlet

Electrical Specification			
1 Rings	8	2 Current	Power module: 4 rings;30A/ring Signal module: 4 rings signal
2 Voltage	0-380VDC/VAC		
3 Insulation Resistance	500MΩ@500VDC		
4 Electrical noise	Max.6mΩ;		
5 Dielectric strength	500VAC@50Hz;60S		

Mechanical Specification			
6 Speed	0~250RPM;	7 Torque	Max.1 N.M;
8 Life	Typical 10million revolutions, but strongly depends on your working conditions		

Environmental adaptability			
9 Working temperature	-40℃~+80℃	10 Storage temperature	-45℃~+85℃
11 humidity	85±3%(30℃+5℃)		
12 Rush	40g,11ms,Half sine wave, Vertical direction 3 times,Level 3times		
13 IP Class	IP65		

Material/Attachment			
14 Contact Material	noble metal	15 Housing material	Alloy
16 Lead wire	Rotor:200mm(See wiring diagram) Stator:200mm(See wiring diagram)		

UNLESS OTHERWISE SPECIFIED		TOLERANCES (EXCEPT AS NOTED)		4 rings 30A + 4 rings signal	
1.ALL DIMENSIONS ARE IN MM HES BREAK SHARP EDGES &DEBURR		DECIMAL X±.1		MODEL RX01120004	
2.MATERIAL &FINISH TO BE AS NOTED OR SUBSTITUTED WITH AN APPROVED AND TESTED EQUIVALENT		XX±.03		SIZE A	
FILLETS R.015 FINISH ✓		XXX±.005		R E V. A / 0	
THIRD ANGLE PROJECTION		FRACTIONAL±1/16		SCALE 1:1	
ANGULAR±1°		UNIT mm		UNIT mm	

